




EPIC LINK  
(actual size)

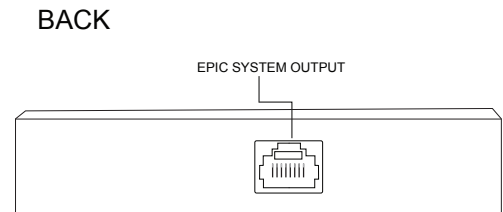
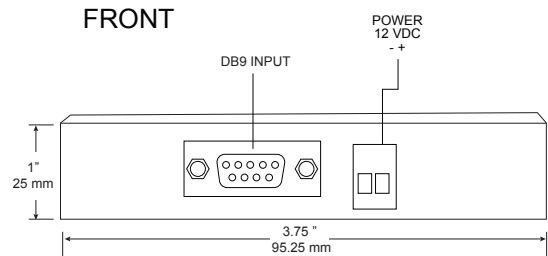
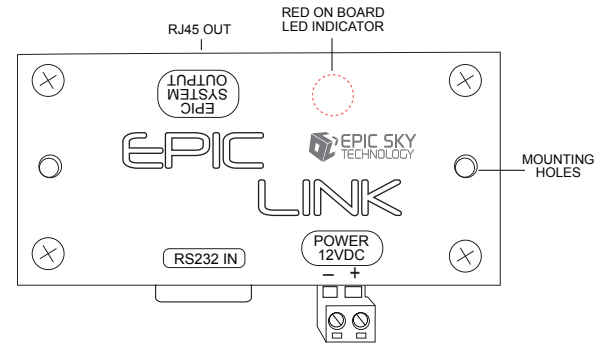


**KEY FEATURES:**

- Converts RS232 to RJ45 for easy plug and play
- 12VDC
- RS-232 connections via DB9 or Phoenix connector
- On board led indicators



The EPIC LINK provides power and or communication to Epic Sky Systems by providing a simple way to connect to a power supply via a Phoenix connector and then provide power to the Epic Sky Systems via a standard Cat5 Cable. Serial communication coming from an Epic WiFi™ or 3rd party automation system can connect to the Epic Link and pass that communication via the same Cat5 cable being used for power.



**ORDERING**

**MODEL**

**EPIC-LINK**

EPIC LINK

**CAN BE USED IN CONJUNCTION WITH:**

- Advanced RS232 Controller-for perimeter lighting
- WiFi Interface
- Mini Downlight System
- Star Panel Systems

**Epic Sky Technology**

A Division of Impact Lighting, Inc.

2101 West Central Blvd. Orlando, Florida 32805 USA • Phone: 1.800.507.5714 • Email: sales@epicskytech.com

[www.epicskytech.com](http://www.epicskytech.com)